



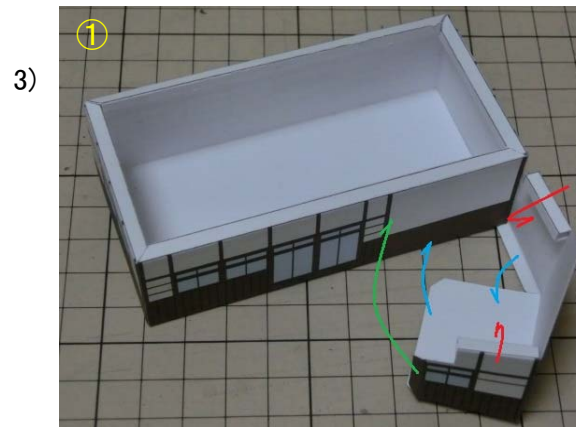
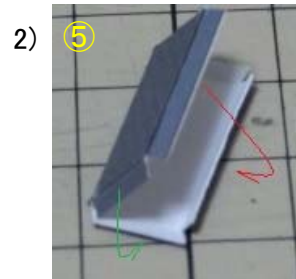



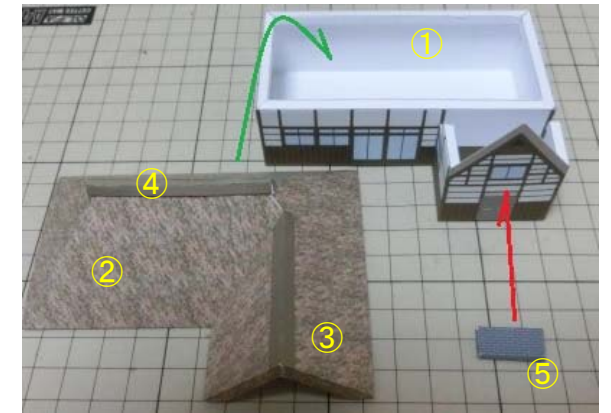
1.屋根の作成



2.建屋の作成



3.部品取り付け。最終組み立て



作業手順	
1	
2	
3	
4	

名称	N44 南会津・前沢の民家
作成者	ペーパークラフトN